


Where to find everything in the new Hueber interaktiv?

Where do I find the student login?

The student login is now called **Edu-ID** and can be found in the login dialog under the **Edu-ID** tab:

Anmeldung


E-Mail

 Edu-ID

Lehrer-ID

E-Mail Adresse

Passwort



Anmelden

[Passwort vergessen?](#)

[Noch kein Konto? Registrierung](#)

How can I redeem a (start) code?

You can redeem a new code in your profile at the top right:

MM

^

Mein Profil


Max Mustermann

max@mustermann.de


[Profil bearbeiten](#)

☒

Erweiterte Ansicht




Lokalisierung



+

 Code einlösen



App herunterladen

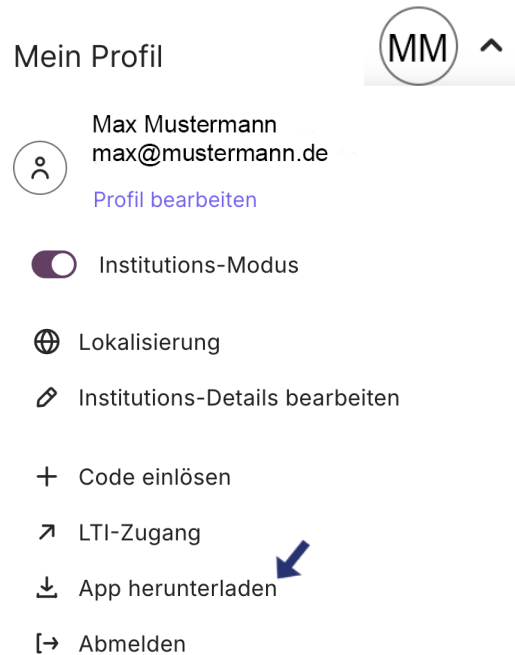
[→]

Abmelden

Instructions

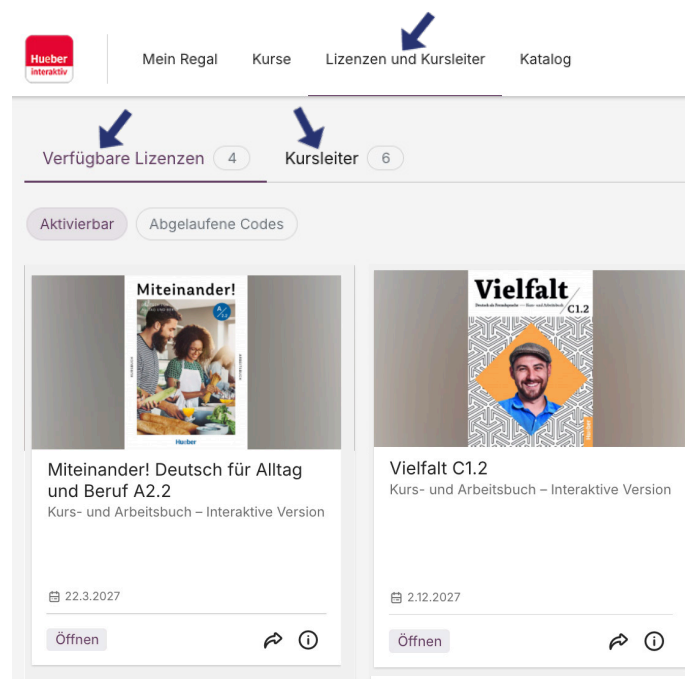
Where can I download the app for Windows or macOS?

You can download the desktop app in your profile here:



Where can I find the school management section within an institution:

Under the „Lizenzen und Kursleiter“ tab, you will find the available licenses and the instructors who have been added to a course.




Instructions

How can I edit institution details?

Mein Profil

MM

^




Max Mustermann

max@mustermann.de


[Profil bearbeiten](#)

☒


Institutions-Modus




Lokalisierung




Institutions-Details bearbeiten




Code einlösen



LTI-Zugang



App herunterladen



Abmelden

You can change your institution's information in your profile:

Institution ×

Institutions-Details bearbeiten

Bitte geben Sie die Angaben zu Ihrer Institution ein.

Name der Institution

Institution Mustermann

Straße

Musterstrasse 1

Stadt

Musterdorf

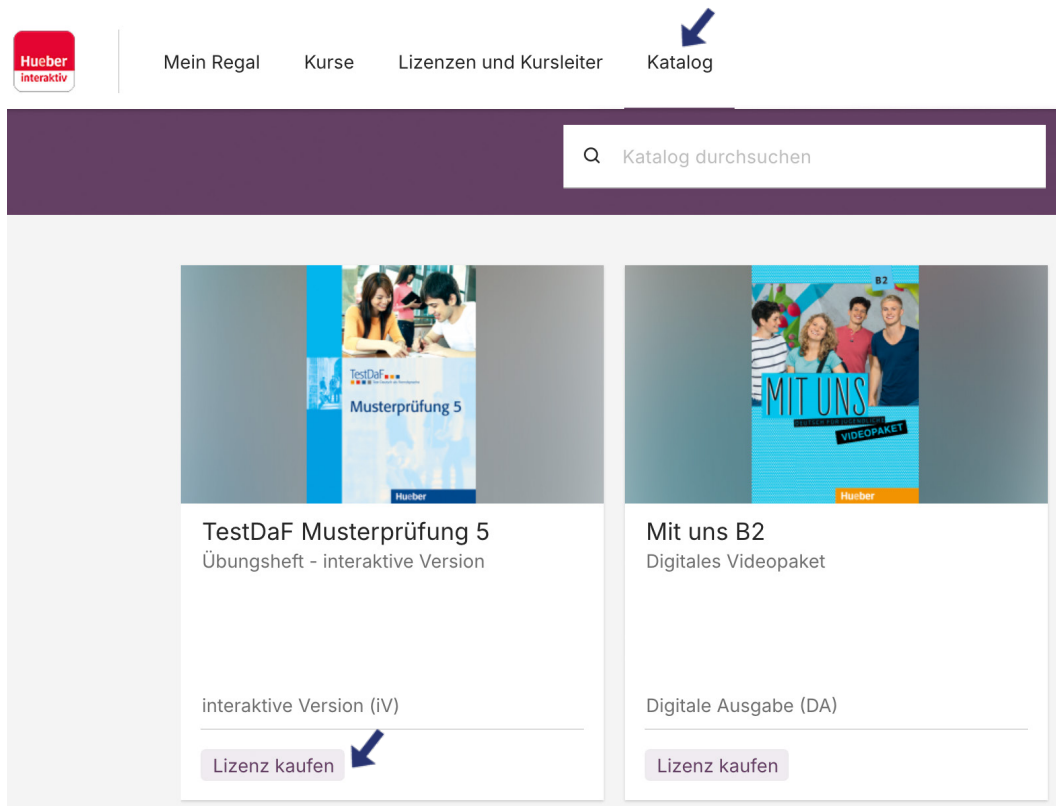
Abbrechen

Speichern

Instructions

Where can I find the publisher's catalog:

Under the „Katalog“ tab, you will find all titles available in Hueber interaktiv.



Clicking on „Lizenz kaufen“ will take you to our Hueber Shop, where you can purchase a license for the selected title.