

My future

1

At the start of a new year people often make New Year's resolutions. But you can have ideas like this at any time and change your life, not just on 1 January. With a partner, complete the drawing below with some resolutions.



REMEMBER

I'm **going to** do more sport.
I'm **not going to** do so much work.
future tenses → p. 102 f.



2

a Put the words in the box on the correct mind map.

- | | | | |
|------------|------------|-------------|-----------------|
| junk food | coffee | biscuits | clothes |
| television | beer | late nights | lottery tickets |
| money | cigarettes | work | |

REMEMBER

I'm not going to drink **so much** coffee.
I'm not going to buy **so many** clothes.
much/many → p. 109



b How are you going to change your future? Write down four resolutions using *I'm (not) going to ...* Here are some verbs you can use: buy, do, drink, eat, have, spend, watch.

c Then compare with your partner.

- I'm going to do more sport.
- ▲ So am I.
- I'm not going to eat so many sweets.
- ▲ Neither am I.
- I'm going to learn yoga.
- ▲ Really? I'm going to learn a new language.

USEFUL EXPRESSIONS

So am I.
Neither am I.
Really?
That's a good idea!



Quiz Time

In which example in 2c do the people have different ideas?

d With your partner, tell the others in the class about your resolutions.

- Sven's going to ..., but I'm going to ...
- ▲ Margit and I are both (not) going to ...



3

a Why are you going to do that? People usually have a reason for their resolutions. Match the beginnings and endings to make meaningful sentences.

1. I'm going to get up earlier because

a it's good for the environment.

b it makes me fat.

2. I'm going to walk more because

3. I'm not going to drink so much beer because

c I want to have time for breakfast.

d it makes me tired.

e they're good for you.

4. I'm going to eat more vegetables because

f I need them.

5. I'm not going to eat so much chocolate because

g it's healthy.

h I want to save money.

6. I'm going to use public transport because

7. I'm not going to watch so much television because

8. I'm going to be nicer to my colleagues because

b Look back at your four resolutions in 2b. What are your reasons for them? Complete a sentence for each of your resolutions. Then tell your partner.

- I'm (not) going to ... because ...
- ▲ I'm ...

4

a **What are you doing tomorrow?**
Tick the boxes and add some ideas of your own.

- | | |
|---|--|
| <input type="checkbox"/> working as usual | <input type="checkbox"/> going to the gym |
| <input type="checkbox"/> having a day off | <input type="checkbox"/> babysitting for ... |
| <input type="checkbox"/> going to the hairdresser's | <input type="checkbox"/> taking my car for a service |
| <input type="checkbox"/> meeting a friend for lunch | |

REMEMBER

What **are you doing** tomorrow?
 I'm **visiting** an old friend.
 future tenses → p. 102 f.

visiting an old friend

b **Now ask five others in the class *What are you doing tomorrow?***

7

c **Listen to the three telephone conversations and then match a dialogue to a photo.**



REMEMBER

I'm going to the dentist's / hairdresser's.
 possessive 's → p. 111

7

d **Listen to the dialogues again and decide if the statements are true or false.**

- Andy's having a barbecue tomorrow.
- Kevin's going to Andy's house at four o'clock.
- Amy's playing golf tomorrow morning.
- Samantha's playing tennis with Amy tomorrow afternoon.
- Jonathan Brown's flying to Sydney on Thursday evening.
- Jenny Burton's going to the dentist's on Friday.

	true	false
1.	<input type="checkbox"/>	<input type="checkbox"/>
2.	<input type="checkbox"/>	<input type="checkbox"/>
3.	<input type="checkbox"/>	<input type="checkbox"/>
4.	<input type="checkbox"/>	<input type="checkbox"/>
5.	<input type="checkbox"/>	<input type="checkbox"/>
6.	<input type="checkbox"/>	<input type="checkbox"/>

5

a **Now go round the class and find someone who's ...**

- having a barbecue at the weekend. _____
- working on Saturday. _____
- going to the dentist's next week. _____
- going on holiday soon. _____
- having lunch with a friend tomorrow. _____
- going to the cinema this week. _____
- staying at home tomorrow evening. _____

b Tell the others in the class what you found out.

- Nobody's having a barbecue at the weekend.
- ▲ Peter's working on Saturday.
- Nicole, Inge and Daniel are staying at home tomorrow evening.

REMEMBER

at the weekend
on Saturday
prepositions → p. 110

6

a Exciting news! Work together with a partner.

Partner A reads the email on Page 95.

Partner B reads the email on Page 96.

b Tell your partner the exciting news in the email you have read and make a comment on your partner's news.

- Listen to this! I've just got an email from ... and she's/he's ...
- ▲ That's fantastic! How exciting!



7

Match the situations and the promises. Look for clues.

1. You're too busy to have a long chat with your friend on the phone.
 2. Your boss has a deadline and needs some input from you.
 3. Your son or daughter is having problems with his/her homework.
 4. Your mother needs some help with her iPod™.
 5. Your friend would also love to go on holiday to the Seychelles.
 6. Your neighbour asks you to take her dog for a walk.
- a. I'll come round after work tomorrow and have a look at it.
 - b. I'll call you back at the weekend.
 - c. I won't forget!
 - d. I'll send you a postcard.
 - e. I'll help you with your maths after dinner.
 - f. I'll mail you the info asap.

REMEMBER

I'll **send** you a postcard.
I'll **phone** you tomorrow.
future tenses → p. 102 f.

USEFUL EXPRESSIONS

I'll mail you asap. (as soon as possible)
Thanks for the info! (information)

1. Sue
2. Paul
3. Roger and Andy
4. Mrs Taylor
5. Margaret
6. Irene and Billy

5 Look at the sentences in Exercise 4 again. Which of the things are you doing tomorrow? Which are you not doing? Write sentences.

1. I
2. I
3. I
4. I
5. I
6. I

6 Put these time expressions in the correct column. Note: one can go in two columns.

tomorrow morning	Friday afternoon	the weekend	next week
six o'clock	Tuesday	tomorrow	Saturday morning
next weekend	Monday evening		this week

at	on	no preposition

7 Now take five of the time expressions from Exercise 6 and write sentences about yourself with these expressions. You can put the time expression at the beginning or at the end of the sentence.

1. _____
2. _____
3. _____
4. _____
5. _____

SOLVEIG'S STORY

Solveig was born in Denmark. She lived in a house by the sea with her parents, her younger brother and her elder sister. It was nice to be so close to the sea, especially in the summertime when Solveig spent all her free time on the beach. She learnt to swim when she was very young. In the winter it was cold and windy, and the days were shorter. Solveig's mother didn't like the winters in Denmark, and when Solveig was ten, her parents moved to South Africa with the children.

Solveig was very excited about this, and since she already had English lessons at school, she didn't think this would be a problem. However, in school in South Africa she had to learn another new language: Afrikaans. Solveig didn't find this difficult, although her sister did. Solveig liked learning new things, especially languages. Once again she and her family lived in a house by the sea, but it was different. The house was bigger, with more rooms, and the sea was bigger, too – a real ocean. Everyone was really happy, but there was one special change for Solveig. Now she could have a summer birthday, with sunshine, a beach party and swimming. Her birthday was in December, and in December

only the very brave – or the very mad! – would have a beach party and go swimming in Denmark.

When Solveig was 19, she went to England to work as an au pair for a family with two young boys and a dog. She liked the dog because her



family had one, too, but the two boys were sometimes very naughty. In the Easter holidays the family took Solveig with them to their cottage in the Dordogne region of France. She really liked it there, so green, so quiet. On her first day off she visited the local town, and because she was interested in art, she visited the local museum. In the group touring the museum that afternoon there was a young Frenchman, a bit older than Solveig. The museum guide spoke only French, and since Solveig's French wasn't so good at that time, the young Frenchman—his name was Jean-Luc—explained some of the

things to her in English. After they left the museum, they went to the local café and stayed there until it closed!

Two years later Solveig and Jean-Luc got married. They spent part of their honeymoon in Denmark and part of it in South Africa.

Then they went back to Lyon, where Jean-Luc worked. Solveig liked Lyon, especially the old part of the town with its historical buildings, and she was glad that there was at least a river in the town, if not a sea or an ocean nearby. One day, when Solveig was preparing for her French certificate exam, Jean-Luc came home with some exciting news. He had the chance to go

and work in Munich! What did Solveig think, he wanted to know. Well, first she looked at the map to see if there was any water in or near Munich. When she found a river in the city and some lakes not far from town, she said 'Yes'. And three months later Solveig, Jean-Luc and little Pierre left for Munich.

They've lived in Munich now for 25 years: Solveig, Jean-Luc, Pierre and Karen. Jean-Luc is going to retire soon. I wonder where they'll live. Will they stay in Munich, or will they move to France, or to Denmark, or to South Africa? What do you think?

Household jobs

- to do the housework
- to do the gardening
- to do the hoovering
- to do the ironing
- to do the shopping
- to do the washing-up
- to make the breakfast
- to take the children to school
- to water the plants



Asking for help

Could you post this letter for me?

Saying yes

- Yeah, I can do that.
- Sure, no problem.
- That's OK.
- Yes, I can do that for you.

Saying no

- Sorry, I can't.
- I'd love to, but I haven't got the time.
- Sorry, maybe next time.
- Sorry, that's not possible.



Agreeing and disagreeing

- So am I.
- Neither am I.
- Yes, that's me.
- Sorry, that's not me.
- That's not quite right/correct.
- Not really.
- I agree. / I don't agree.
- I see what you mean.
- That's true.

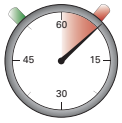
My useful expressions corner

USEFUL EXPRESSIONS

- See you soon.
- How are things?
- Sounds great.
- Speak to you later.
- Fine with me.





Now add some other useful expressions from Module 1 that you want to remember.



Look back at what you have done in Units 1–3 and prepare a one-minute talk about yourself. Think about your past, your present, your future. Remember to check the verb forms and the prepositions. Everything OK? Have a look at the Language overview on Pages 97–111 if you're not sure.



Tick a smiley for each item in the list:

Now I can ...			
... talk a little about my past.			
... ask others some questions about their past.			
... talk a little about my everyday life.			
... ask others some questions about their everyday lives.			
... ask others for help and answer appropriately when they ask me for help.			
... talk about the advantages and disadvantages of working from home.			
... talk about some ideas and plans I have for the future.			
... ask others about their ideas and plans for the future.			
... talk about arrangements I have made for the future.			
... ask others about the arrangements they have made for the future.			
... read a short text about someone's life: their past, present and future.			
... give a short talk about my life: my past, present and future.			

What's your score? How many of each smiley do you have?

How do you feel? What are you going to do now? Move on to the next module without looking back or look back at some parts of Module 1 first?