

















What are you going to do with it?

Cards

<p>BOOK</p>  <p>© MHV-Archiv</p>	<p>CUP</p>  <p>© MHV-Archiv</p>	<p>PEN</p>  <p>© MHV-Archiv</p>	<p>DOG</p>  <p>© irisblende.de</p>
<p>SANDWICH</p>  <p>© MHV-Archiv</p>	<p>MONEY</p>  <p>© MHV-Archiv</p>	<p>UMBRELLA</p>  <p>© fotolia/ewa kubicka</p>	<p>PULLOVER</p>  <p>© MHV-Archiv</p>
<p>CAR</p>  <p>© MEV</p>	<p>BICYCLE</p>  <p>© MHV-Archiv</p>	<p>COMPUTER</p>  <p>© fotolia/Elnur</p>	<p>EGG</p>  <p>© irisblende.de</p>
<p>CAMERA</p>  <p>© MHV-Archiv</p>	<p>SUITCASE</p>  <p>© fotolia/irmurka</p>	<p>CLOCK</p>  <p>© fotolia/Franz Pfluegl</p>	<p>CHAIR</p>  <p>© MHV-Archiv</p>

What are you going to do with it?

Preparation:

Copy and cut up the cards so that there are enough for each student to have one. It does not matter if some are doubled.

In class:

This activity is to practise using the future with "going to". Students should make a sentence saying what they are going to do with the object on the card, e.g. "I am going to eat it." The others guess what the object is. Depending on the level of the students they can come up with unusual ideas for what they are going to do with the object, e.g. "I am going to throw it at a politician." Help with language where necessary.

The activity can be done with the whole class or as a milling activity. Students walk around and say their sentences to each other. When they have guessed the object on the other's card they swap cards and continue.

The focus is on correct language so move around and help where necessary.